
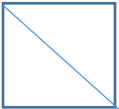



Barbara Black

<http://bbquiltmaker.blogspot.com>

## QUILTERS MATH

<u>Shape:</u>	<u>Measurements/Cutting:</u>	<u>One Square Yields:</u>
Square or Rectangle	Finished Size + 1/2"	One Square 
Half Square Triangle (HST)	Finished Size of Short Side + 7/8" Cut in half diagonally	Two HST 
Quarter Square Triangle (QST)	Finished Size of Long Side + 1 1/4" Cut in half diagonally in both Directions	Four QST 

**NOTE:** for HST and QST you can increase the size of the square to allow for sewing issues, then trim the completed sewn unit to the exact correct size. For example, instead of cutting a square 3 7/8" for 3" finished HST, cut the square 4". Once sewn, cut the HSTs into 3.5" units--these will finish at 3" when sewn into the quilt.